


TILT AND LIFTING DEVICE

Optimized process flows through fully automated long-span singulation




Fully automatic, precise, and efficient: The TILT AND LIFTING DEVICE from STOPA revolutionizes your production processes. This fully automatic solution singularizes long-span goods and seamlessly and automatically supplies subsequent processing machines.


Comprising a tilt and lift cart and a chain conveyor, the TILT AND LIFTING DEVICE spares you the manual loading of processing machines. Optimized for laser tube cutting machines, it quickly becomes an indispensable helper in your production line.

BENEFITS AT A GLANCE →


- ▮ Various versions: The TILT AND LIFTING DEVICE can process lengths from 6.4 m up to 8.05 m depending on the version. Individual profiles or bundles up to 9.2 m can be manually fed.
- ▮ Faster handling: Long-span materials can be transported from the storage position to the metal processing machine in under a minute.
- ▮ Large storage capacity: The bundle tray is designed for a high total load.
- ▮ Great adaptability: The TILT AND LIFTING DEVICE allows for optimal placement. It can be connected to processing machines both on the long and the short side.
- ▮ Various operating options: In addition to fully automatic operation, manual operation with swing-in conveyor sections for special profiles or individual profiles is possible (manual loading).
- ▮ Ideal for process optimization through optional connection to ERP systems.




1 – Starting position



2 – Tilting movement



3 – Excavation of the pipes



4 – Conveying the pipes

How the TILT AND LIFTING DEVICE works

1. The tilting cart moves between the store and the chain conveyor.
2. The chain conveyor feeds the individual pipes to the separator fully automatically.
3. Special pipes or pipe bundles that are not stored in a cassette can also be fed manually as an option.

TECHNICAL DETAILS TILT AND LIFTING DEVICE →

| | | |
|--|-------------|-------------|
| Cassette length, inside (mm) | 6.466 | 8.100 |
| Loading height above cassette floor (mm) | 300/375/450 | 300/375/450 |
| Loading, up to 2/3 of the tube length (kg) | 3.000 | 4.000 |
| Conveyor weight – loaded / unloaded (kg) | 2.000/5.000 | 2.000/5.000 |